
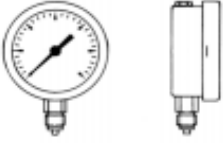


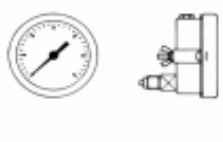



PRESSURE GAUGES, ALL STAINLESS STEEL					
TYPE PBX, Economy Line-SI					
STANDARD MODEL					
ELEMENT : bourdon tube of AISI316Ti (1.4571) SCALE : bar, kg/cm2, psi, kPa, standard EN range CONNECTION : AISI316Ti (1.4571), Ø63mm: ¼" BSP or ½"NPT : AISI316Ti (1.4571), Ø100 and Ø160mm: ½" BSP or ½"NPT CASE : AISI 304 (1.4301), fillable, blow-out BEZEL : bayonet lock ring polished WINDOW : laminated safety glass POINTER : standard pointer for Ø63mm : micro adjustable for Ø100 and Ø160mm					
TYPE	MODEL	RANGE	CASE DIAMETER (Ø in mm)		
			63	100	160
A		< 60 bar	PBX063XA-SI	PBX100XA-SI	PBX160XA-SI
		> = 60-600 bar	PBX063XA-SI	PBX100XA-SI	PBX160XA-SI
B		< 60 bar	PBX063XB-SI	PBX100XB-SI	PBX160XB-SI
		> = 60-600 bar	PBX063XB-SI	PBX100XB-SI	PBX160XB-SI
C		< 60 bar	PBX063XC-SI	PBX100XC-SI	PBX160XC-SI
		> = 60-600 bar	PBX063XC-SI	PBX100XC-SI	PBX160XC-SI
H		< 60 bar	PBX063XH-SI	PBX100XH-SI	PBX160XH-SI
		> = 60-600 bar	PBX063XH-SI	PBX100XH-SI	PBX160XH-SI
J		< 60 bar	PBX063XJ-SI	PBX100XJ-SI	PBX160XJ-SI
		> = 60-600 bar	PBX063XJ-SI	PBX100XJ-SI	PBX160XJ-SI
HIGHER RANGES		RANGE	CASE DIAMETER (Ø in mm)		
Additional to base price 60-600 bar		1000 bar			
Additional to base price 60-600 bar		1600 bar	N/A		